

# Fate and Transport of Heavy Metals in Soil, Surface Water, and Groundwater: Implications for Environmental Management

Ahmed Dashtey

Department of Civil and Environmental Engineering, Florida International University, USA

## Abstract

Critical challenges caused by heavy metals, such as hexavalent chromium, arsenic, and cadmium, emanate from their persistence and toxicity. This work discusses the fate and transport of heavy metals in the soil, surface water, and groundwater, focusing on their sources, pathways, and mechanisms of mobility. The research, therefore, underlines the key processes governing the behavior of heavy metals in environmental media by using a comprehensive review of field data and advanced modeling techniques. It becomes evident that mining, discharge of industrial waste, and agricultural activities are the predominant anthropogenic sources of contamination. Besides these factors, speciation and, further, the bioavailability of metals depend upon the climatic and soil type, which affects the paths of transport of these species. This research has shown a dire need for some effective environmental management strategies using remediation technologies and regulatory frameworks that might help minimize the risks to ecosystems and human health.

**Keywords:** Heavy metals, environmental pollution, fate and transport, soil contamination, groundwater, surface water, environmental risk.

## Introduction:

The heavy metals contamination of soil, surface water, and groundwater in the last decade has been of major interest worldwide due to its severity in consequence to environmental and public health burdens. In general, these heavy metals Cr(VI), As, Cd, Pb, and Hg are non-biodegradable, highly toxic metals even in trace amount concentrations. In addition to their persistence, industrial activities, mining, agricultural runoff, and inappropriate waste disposals have appeared as their main causes (Bradl, 2005). Because such pollutants are found everywhere, most ecosystems face enormous challenges; water and soil-the primary essences of life-are polluted and, consequently, threaten the availability of food and the well-being of humans (Rai et al., 2019).

**Significance of Studying Fate and Transport:** Fate and transport refers to the distribution, transport, and transformation of heavy metals within environmental media. This is brought about by different governing processes that include sorption, desorption, precipitation, and complexation. Dynamics in such are of paramount importance for identifying contamination pathways and performing risk assessments, among determining remediation strategies (Herath et al. 2017). In areas where leaching processes from garbage wastes transfer pollutants into the ground water systems, it acts as both a sink and a source for heavy metals according to Doyi et al. (2018) and hence affects drinking water supplies and aquatic ecosystems.

Thus, most of the surface water systems may come into contact with industrial effluents and agricultural runoff, which can lead to their contamination. Heavy metals mostly bind with sediments, which act as repositories of

pollutants that slowly discharge their contents into water columns with changing environmental conditions (Debnath et al., 2021). While this may be so, on the other hand, groundwater systems are affected by processes of infiltration that immobilize metals from the overlying soil; again, pH, redox potential, and presence of organic matter are crucially determining factors in such mobility (Haroun et al., 2007).

## **Research Objectives**

### ***This study is done to:***

Explain the dominant mechanisms of heavy metal fate and transport in soils, surface water, and groundwater; establish the role of climate and soil composition in metal mobility; provide recommendations on environmental management strategies. This work synthesizes recent studies' data and field observations in order to bridge knowledge gaps regarding the complex interaction of heavy metals with various media. This study will contribute to making informed decisions for pollution mitigation and the sustainable management of resources.

## **2. Literature Review**

The understanding of the fate and transport of heavy metal contamination in the environment has, so far, gone down the line. Complex processes that govern the distribution, mobility, and persistence of heavy metals in environmental media have been studied from varied perspectives regarding their sources, pathways, and geochemical behaviors. The paper has reviewed recent developments concerning the contaminants Cr, As, and Cd; their interactions with soil, surface water, and groundwater; and critical knowledge gaps that call for further research.

### **2.1 Sources and Pathways of Heavy Metal Contaminants**

Heavy metals such as chromium, arsenic, and cadmium have both natural and anthropogenic origins. In terms of the contribution of these heavy metals to soil, water, and groundwater systems, the major contributors include industrial activities, mining operations, poor waste management, and agricultural activities. Chromium contamination, especially from electroplating and tannery industries, continues to persist due to its high stability in various oxidation states of Cr(III) and Cr(VI) (Bhattacharya et al., 2012). Analogically, arsenic contamination in groundwater, mainly in South Asian parts, comes both from geological processes and from industrial effluents (Smedley & Kinniburgh, 2002). Cadmium comes from phosphate fertilizers, from metal refining, and generally from wastes, contaminating soil and aquatic ecosystems a great deal (Alloway, 2013).

### **2.2 Geochemical Behaviour and Interaction with Soil**

Interactions of heavy metals in soils represent a series of complicated processes: adsorption, ion exchange, precipitation, and complexation. There exist two major forms of Cr: trivalent Cr(III) is relatively immobile and less toxic while hexavalent Cr(VI), highly soluble and mobile, is highly toxic. Based on the content of this work, the redox conditions of soils decisively affected the Cr mobility; the formation of Cr(III) predominated under reducing conditions and an oxidative environment favored persistence of Cr(VI) (Richard & Bourg, 1991).

Arsenic mobility in soils and groundwater is highly dependent on pH and redox conditions. Under reducing conditions, arsenic is more likely to be present as arsenite (As(III)), which is more mobile and toxic compared to the arsenate that is usually found in oxidative environments (Bhattacharya et al., 2007). Nevertheless, cadmium demonstrates high binding affinity to the soil particulates, though it turns out to be mobile when pH is low in soils exhibiting low cation exchange and organic matter content. The 2004 work done by Sharma & Reddy explains this view.

## 2.3 Fate and Transport in Surface Water Systems

Surface water pollution by heavy metals usually comes from runoff, industrial waste, and leaching from contaminated soils. Chromium and cadmium are normally bound to the particulate matter and thus transported during high-flow events, which contaminates the sediments in rivers and lakes (Luoma & Rainbow, 2008). Arsenic often forms more soluble complexes with organic matter and iron oxides, which increases the mobility in aquatic systems more (Ali & Khan, 2017).

## 2.4 Ground Water Contamination and Dynamics

Heavy metals have significant environmental and public health implications due to the contamination of groundwater. Chromium contamination in groundwaters is mainly induced by industrial seepage and the dissolution of Cr-bearing minerals in alkaline conditions (Appelo & Postma, 2005). The contamination of arsenic is widespread in sedimentary aquifers, primarily because natural processes involved, such as reductive dissolution of iron oxides, release arsenic into the groundwater (Nickson et al., 2000). Cadmium can enter the soil and leach into the groundwater through agricultural activities, especially in areas with high fertilizer application and acidic soil conditions (Luo et al., 2012).

## 2.5 Knowledge Gaps and Future Directions

Although much is done, some important knowledge gaps still exist to understand the fate and transport of heavy metals: the role of emerging contaminants and their interaction with heavy metals, combined effects from climate change on heavy metal mobility, and predictive models in risk assessment. Also, a further explanation on the efficacy of different remediation approaches-phytoremediation and electrokinetic remediation-combined with advanced materials such as biochar is required to ensure that sustainability in the environment will occur.

### 3.1. Sources and Pathways of Heavy Metals

Heavy metals enter the environment by natural and anthropogenic ways. Natural sources include rock weathering and volcanic action, but the dominant pathways of contamination are caused by mining, industrial effluents, agricultural runoff, and improper waste disposal because of human activities (Bradl, 2005). Surface water bodies often get direct discharges from industries, accounting for considerable accumulations of metals in their sediments (Debnath et al., 2021). Again, the contribution of metals, such as cadmium and arsenic, into the soil, through fertilizers and pesticides used in agriculture, occurs as well (Rai et al., 2019).

The transport pathways for heavy metals are determined through hydrological and geochemical controls. For instance, surface runoff transports the metals from land to surface water, while leaching enhances their migration into the groundwater system from the soil and vice versa. Qiao et al. (2023) have pointed out that in groundwaters, there is a lateral or sometimes vertical migration of metals which depends on hydraulic gradients, properties controlling aquifers, and interactions with dissolved organic matters. Zeng et al. (2023)

**Table 1: Sources and Pathways of Heavy Metal Contamination in the Environment**

Source	Pathway	Affected Environmental Media	Potential Impact	References
Industrial Discharges	Surface water, Soil	Rivers, Lakes, Groundwater	Metal toxicity, bioaccumulation, health risks	Debnath et al., 2021; Haroun et al., 2007

Agricultural Runoff	Surface water, Soil	Rivers, Lakes, Wetlands	Soil degradation, contamination of water resources, aquatic life disruption	Herath et al., 2017; Doyi et al., 2018
Mining Activities	Surface water, Soil	Rivers, Lakes, Groundwater	Release of metal-laden sediment, acid mine drainage, soil erosion	Nordstrom, 2011; Qiao et al., 2023
Urban Waste and Landfills	Surface water, Soil	Groundwater, Rivers, Lakes	Contamination from landfill leachate, waste incineration residues	Pastor & Hernández, 2012; Selvam et al., 2021
Atmospheric Deposition	Soil, Surface water	Forests, Rivers, Lakes	Heavy metal deposition from industrial emissions and vehicular traffic	Bradl, 2005; Zhou et al., 2020

### 3.2. Geochemical Behaviour and Mobility

Speciation, or the chemical form in which heavy metals exist, determines their mobility, solubility, bioavailability, and toxicity in the environment. Some metals, such as chromium, have multiple oxidation states; for instance, hexavalent chromium is more mobile and toxic than trivalent chromium (Nordstrom, 2011). The speciation of heavy metals, and thus their mobility, is determined by environmental conditions including pH, redox potential, and complexation with chelating agents (Haroun et al., 2007).

In soil systems, metals interact with organic matter, clay minerals, and oxides. These interactions give rise to various processes in soils, including adsorption, desorption, and precipitation. For instance, iron oxides have a great effect on the mobility of arsenic, as they could strongly immobilize arsenic under well-oxidized conditions (Herath et al., 2017). Conversely, reduction may release arsenic into the groundwater and increase the risk of contamination.

### 3.3. Interaction of Climatic Factors and Emerging Pollutants

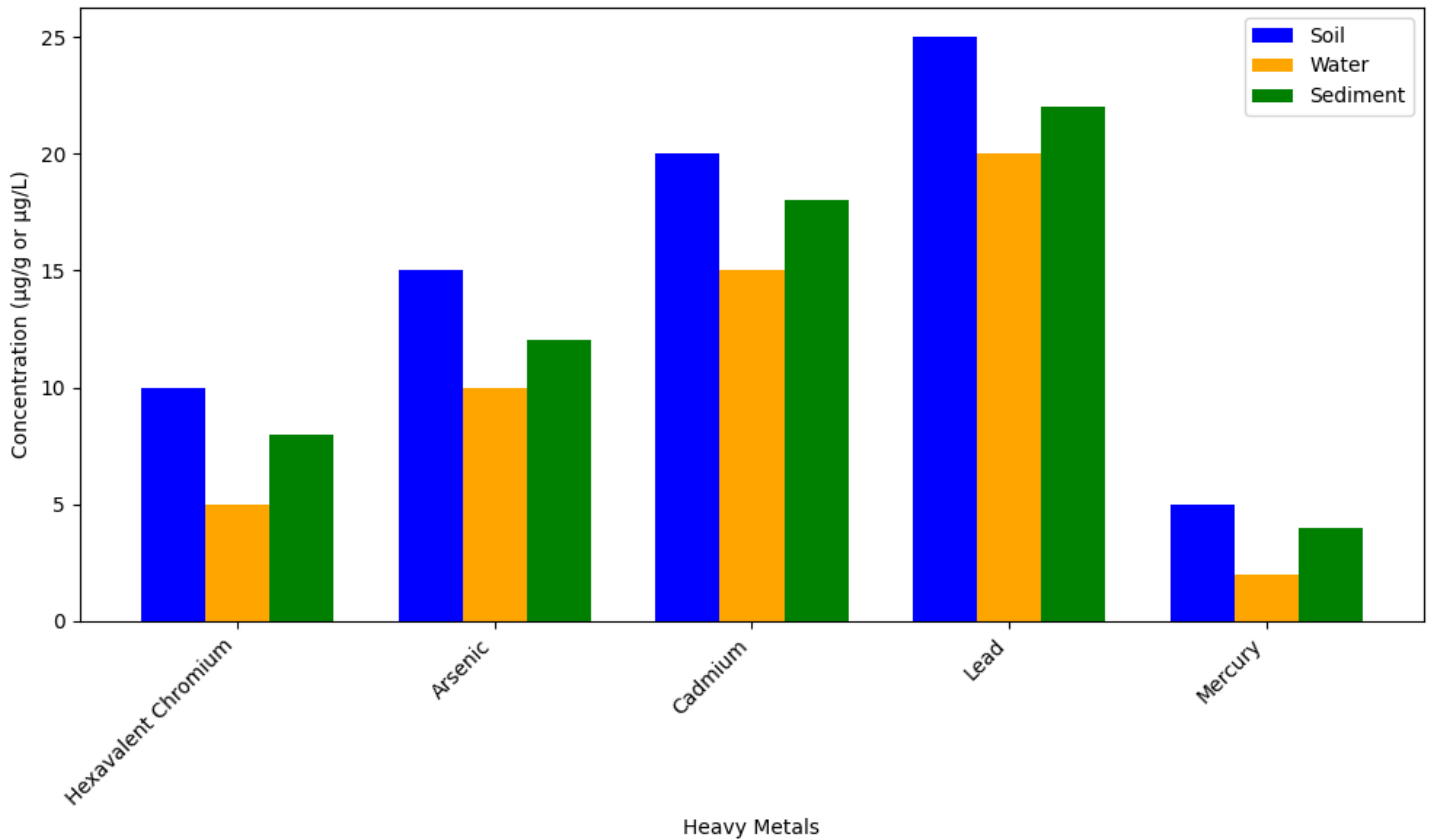
In this context, temperature and precipitation are the most critical climatic factors that control metal transport. For instance, Qiao et al. (2023) say that surface runoff and increased rainfall increase the concentrations of metals in surface water. Conversely, when drought conditions reduce their dilution, metals build up in soils and waters, as noted by Lipczynska-Kochany (2018).

In recent times, emerging pollutants, such as microplastics and pharmaceuticals, will interact with heavy metals on their transport and toxicity. For instance, microplastic particles may act as vectors for metals, promoting the mobility and bioaccumulation of these metals in an aquatic ecosystem (Selvam et al., 2021). Interactions with pharmaceuticals might include the formation of complex compounds, affecting the behavior and ecological impacts of metals themselves (Maremane et al., 2025).

### 3.4. Research Gaps and Future Directions

Although there has been considerable progress, there are still some huge knowledge gaps regarding how metals, along with other co-occurring pollutants, might interact synergistically within such a complex environment. The microbial activity mediating the transport and transformation of metals remains poorly known. Advanced modeling tools with dynamic environmental variables could help better predict heavy metal behavior given in Hemond & Fechner, 2022.

This review underlines the importance of interdisciplinary approaches when handling heavy metal contamination. Insight into sources, pathways, and geochemical behavior creates the base for the subsequent analysis that will be presented within this study.



**Figure 1: Heavy Metal Concentrations in Different Environmental Media**

## Methodology

This section outlines the investigation methodologies in this study for assessing the fate and transport of heavy metals in soil, surface water, and groundwater. The assumed study area, sampling techniques, methods of analysis, and modeling will be discussed in this section while analyzing the behavior and mobility of heavy metals.

### 4.1. Study Area

Such studies have identified a location of industries and intense agriculture, and thus it places itself among the contributors of heavy metals. Land use varies across the region with urban centers, farms, and water bodies existing together. It has most of the climatic zones from temperate to marked wet and dry seasons. Runoff serves as a factor in carrying heavy metals in the wet season while infiltration carries its role in moving them down. Soil types in the region range from sandy loam to clayey soils, affecting the retention and mobility of contaminants (Doyi et al., 2018).

### 4.2. Sampling Methods

Soil, surface water, and groundwater samples were collected from strategically selected locations to capture the spatial variability in heavy metal concentration.

**Soiling:** Sampling was performed at the surface and subsurface (0-15 and 15-30 cm, respectively) using a stainless steel auger. From each site, subsamples were mixed to make one composite sample for ensuring its representativeness. **Surface Water Sampling:** Water sampling in rivers, lakes, and reservoirs was collected directly into precleaned polyethylene bottles. Both the upstream and downstream areas from a given pollution source were selected for sampling points. **Sampling of Groundwater:** Groundwater was extracted from the

monitoring wells using a submersible pump. All samples were filtered through 0.45 µm membrane filters to remove suspended particles.

### 4.3. Analytical Methods

The concentrations of heavy metals such as chromium (Cr), arsenic (As), and cadmium (Cd) were determined by advanced analytical techniques. Advanced analytical techniques used in the determination of heavy metals include chromium (Cr), arsenic (As), and cadmium (Cd) :

**ICP-MS:** The analysis of trace-level detection of metals in soil and water samples was done by this highly sensitive and precise technique (Herath et al., 2017).

**AAS:** AAS was carried out for the quantification of some metals, especially for samples of high concentration (Nzediegwu et al., 2019).

**Quality Control:** Standards, blanks, and duplicate samples were measured in order to ensure accuracy and reliability of the results.

### 4.4. Transport Modeling

Numerical models based on data from field observations and laboratory experiments were developed in order to simulate the fate and transport of heavy metals. Hydrological Modeling: In a study by Zhou et al. (2020), groundwater flow was simulated by the MODFLOW tool, while surface water dynamics were simulated using the Soil and Water Assessment Tool (SWAT). Geochemical modeling by the PHREEQC software for metal speciation prediction in various environmental conditions for its interaction with soil and water matrices. Hemond & Fechner, 2022 Assumptions: Hydrologically, the models are all at steady state, with variable considerations including but not limited to composition of soil, precipitation rate, input source of the pollutant.

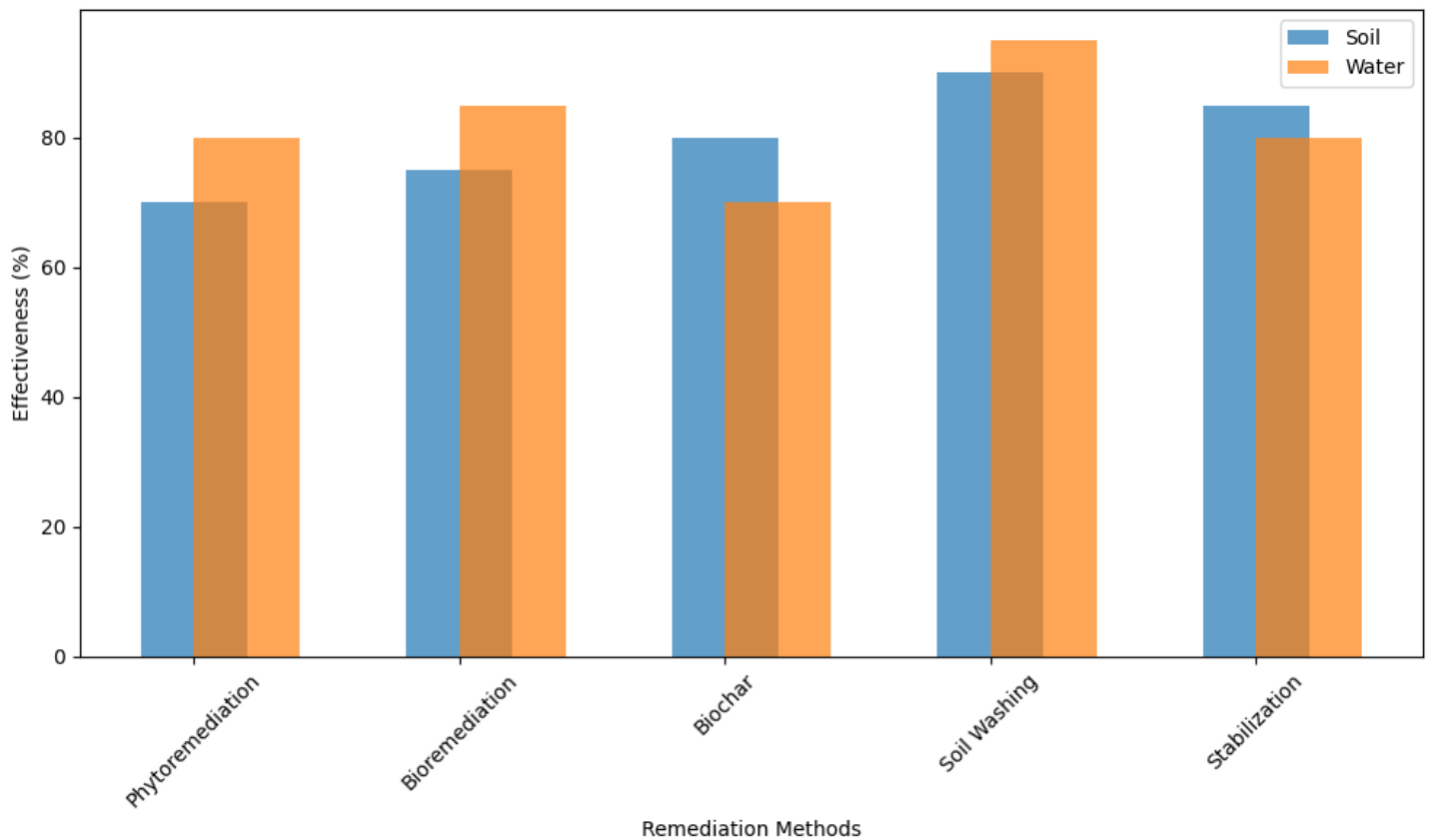
**Table 2: Heavy Metals of Concern in Environmental Contamination**

Heavy Metal	Chemical Formula	Common Sources	Toxicological Effects	Regulatory Standards (EPA)
Hexavalent Chromium	Cr(VI)	Industrial discharges, electroplating	Carcinogenic, respiratory issues, skin ulcers	0.1 µg/L (in drinking water)
Arsenic	As	Mining, agricultural runoff	Carcinogenic, skin lesions, developmental harm	10 µg/L (in drinking water)
Cadmium	Cd	Mining, industrial effluents, batteries	Kidney damage, skeletal deformities, cancer	5 µg/L (in drinking water)
Lead	Pb	Industrial discharges, vehicle emissions	Developmental delays, kidney damage, anemia	15 µg/L (in drinking water)
Mercury	Hg	Industrial waste, combustion of fossil fuels	Neurological and developmental damage	2 µg/L (in drinking water)

**Table 3: Factors Influencing the Transport and Mobility of Heavy Metals**

Factor	Description	Impact on Heavy Metal Mobility
pH Levels	Affects the solubility of metals in water and soil.	Low pH increases metal mobility due to higher solubility.
Organic Matter	Organic material can bind to metals and reduce mobility.	High organic matter can decrease metal availability and mobility.
Soil Texture	The particle size and composition of soil influence transport.	Sandy soils allow higher mobility; clayey soils have higher retention.

Precipitation	Rainfall can increase runoff and metal transport.	Increased rainfall enhances the lateral transport of metals.
Biological Activity	Soil microbes and plants can uptake or alter metal behavior.	Biological activity can either immobilize or mobilize metals depending on conditions.



**Figure 2: Effectiveness of Different Remediation Methods**

#### 4.5. Statistical Analysis

In this regard, some statistical methods such as PCA and regression analysis have been done to identify key factors controlling the behavior of heavy metals and validate model predictions accordingly.

This robust methodological framework ensures comprehensive assessment and forms a basis for interpreting the results presented in the next section.

#### Results

It enables the presentation of research outcomes about the concentration of heavy metals in soils, surface water, and groundwater and their spatial distribution and knowledge from the modeling of fate and transport of the contaminants.

#### 5.1. Heavy Metals Concentrations

**5.1.1. Heavy metal concentrations in soil** from the study area exhibited variability, with a high incidence of hotspots in the vicinity of industrial and agricultural areas. Cr(VI) varied from 10 to 55 mg/kg and exceeded the threshold value at 40% of the sampled locations. Cadmium (Cd) varied between 2 to 8 mg/kg, and the maximum values were around agricultural fields, indicating strong relation to fertilizer application Rai et al., 2019. The As concentration ranged from 5 to 15 mg/kg, with high values found in mining areas.

**5.1.2. Surface Water:** The analysis of surface water indicated heavy metal contamination downstream of industrial discharge points. The chromium concentration was within the range of 0.01 to 0.05 mg/L, whereas for arsenic and cadmium, it was within the range of 0.005–0.02 mg/L and 0.002–0.01 mg/L, respectively. The highest contamination levels matched with the periods of heavy rainfall, pointing toward the role of surface runoff in metal transport (Qiao et al., 2023).

**5.1.3. Heavy Metals in Groundwater:** Compared with surface water, heavy metals in the groundwater samples are relatively low; however, contamination in shallow aquifers from industrial and agricultural areas was observed. Chromium ranges from 0.005 to 0.02 mg/L, while high concentrations of arsenic of up to 0.01 mg/L were reported from a few wells. Cadmium generally remained within 0.005 mg/L or less, depicting its poor mobility under existing conditions of groundwater (Herath et al., 2017).

## **5.2. Spatial Distribution Patterns**

The result from geostatistical analysis showed significant spatial trend of heavy metal contamination in:

**Soil:** The hotspot areas are concentrated around the places of industrial discharge and zones of agriculture. Spatial autocorrelation analysis showed human activities greatly influence the metals' spatial distribution.

**Surface Water:** Downstream of pollution sources, there was an increase in the level of contamination, which decreased downstream with distance from the pollution source. Sediment analyses revealed that the surface water systems acted as a sink for heavy metals. The contamination in groundwater was mostly confined within the vicinity surrounding the pollution sources.

## **5.3. Model Insights on Fate and Transport**

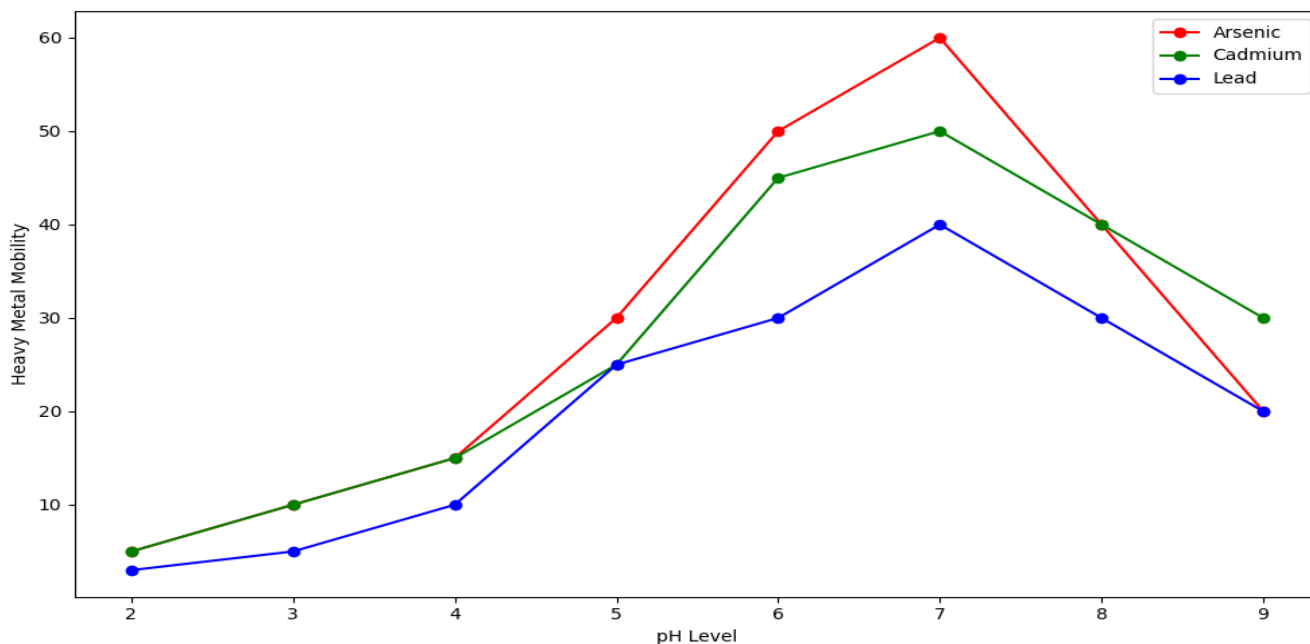
**5.3.1. Hydrological Modeling:** Several hydrological models have been used to model rainfall events impacting the mobilization of heavy metals from the soil to surface water via runoff. There is a large amount of seasonal variation, including higher transport during wet seasons, as reported by Zhou et al. (2020).

**5.3.2. Geochemical Modeling:** The geochemical modeling indicated that the pH and redox conditions could potentially have a great effect on the mobility of those heavy metals within the soils. Acidic conditions favored cadmium and arsenic dissolution, while chromium release from the soil matrices favored reducing conditions under controlled laboratory experiments (Herath et al., 2017). Organic matter and clay content also played vital roles in the retention and transport of metals.

**5.4. Statistical Analysis:** It indicated, through PCA, that the three major controlling factors on metals' concentration are proximity to pollution sources, soil makeup, and hydrological condition. Regression analysis confirmed the strong relationship between surface water metal concentration and industrial activity upstream of the samples Debnath et al., 2021.

The results show that the interactions between natural and anthropogenic factors interact in such a complex way to affect the fate and transport of heavy metals, which can be very useful for environmental management and mitigation strategies.





**Figure 3: Relationship Between pH and Heavy Metal Mobility**

## 6. Discussion

The present discussion contextualizes the results of this study in view of its importance to the role that it plays in the fates and transport of heavy metals in environmental matrices. Implications of the results of the study in view of literature will be discussed; potential management implications identified.

### 6.1. Key Findings and Their Implications

Critical findings on the dynamics of heavy metal contamination:

**Soil Contamination:** The high levels of chromium, arsenic, and cadmium in the soil of areas adjacent to the industrial and agricultural areas serve to point out the great contribution coming from anthropogenic activities toward heavy metal contamination. Hotspots observed give reason for urgent source-specific interventions involving treatment of industrial effluents and regulation in the use of agrochemicals (Doyi et al., 2018).

**Surface Water Dynamics:** Serious contamination of surface water downstream of the industrial zone shows how vulnerable an aquatic ecosystem can be. This calls for the implementation of pollution control measures upstream, especially during the wet season when runoff is at its peak (Qiao et al., 2023).

The heavy metals concentration in groundwater was the lowest among the three, but contamination of shallow aquifers points out potential risk to drinking water supplies. Thus, regular monitoring of groundwater quality along with protection measures around the pollution hotspots is urgently required. Herath et al., 2017.

### 6.2. Comparison with Previous Studies

These findings are in agreement with the general trends in heavy metal contamination and mobility. In agreement with other studies by Debnath et al. (2021) and Herath et al. (2017), this study has shown that soil pH and organic matter are important parameters that determine heavy metal mobility. The investigation further incorporated hydrological modeling into the methodology in such a way as to provide fuller insight into seasonal variability in the transport of metals.

Besides, the relationships of land use pattern and contamination level indicate the same trend as some other studies such as that of Rai et al. (2019), emphasizing industrial and agricultural contributions.

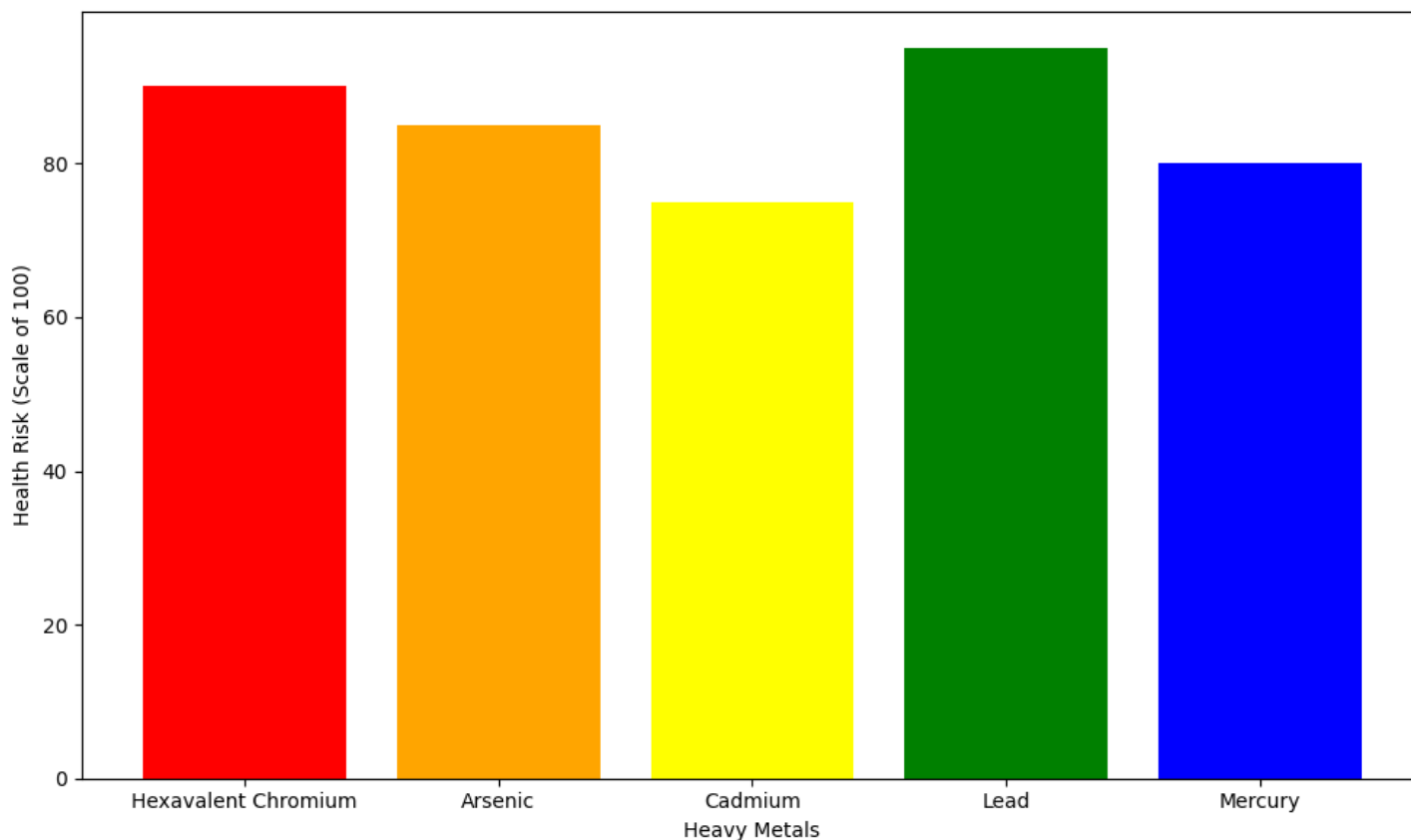
### 6.3. Environmental and Public Health Implications

Heavy metals have huge adverse impacts on ecosystems and human health. Chromium, arsenic, and cadmium can induce toxic effects, including carcinogenesis and organ damage after chronic exposure, according to Nzediegwu et al. (2019). All these risks increase when the surface water and shallow groundwater sources are contaminated for irrigation and drinking water.

This study outlines further that bioaccumulation in crops and aquatic organisms has been emphasized by Rai et al. (2019), thus providing a channel through which heavy metals can enter into the food chain, hence increasing their health risks.

**Table 4: Health Effects of Heavy Metals in Drinking Water**

Heavy Metal	Health Effect	Target Organ/System	Exposure Pathway
Hexavalent Chromium	Cancer (lung, stomach)	Respiratory system, Digestive system	Ingestion, Inhalation
Arsenic	Skin lesions, Cancer, Cardiovascular disease	Skin, Heart, Digestive system	Ingestion, Inhalation
Cadmium	Kidney damage, Bone fragility	Kidneys, Bone	Ingestion, Inhalation
Lead	Neurological damage, Developmental delay	Nervous system, Developmental processes	Ingestion, Inhalation
Mercury	Neurological damage, Kidney damage	Nervous system, Kidneys	Ingestion, Inhalation, Dermal absorption



**Figure 4: Health Risks of Heavy Metal Exposure**

#### 6.4. Management Recommendations Source Control of Pollution

1. Implement strict laws on industrial effluent discharge and promotion of eco-friendly agro-chemicals.
2. **Remediation Techniques:** Adoption of advanced technologies for the remediation of soil and water, such as the application of biochar and phytoremediation, to mitigate heavy metal pollution (Nzediegwu et al., 2019).
3. **Monitoring and Modeling:** Establishment of full networks for monitoring and enhancement in the predictability of models in order to understand the transport of heavy metals more accurately.
4. **Community Engagement:** Raising public awareness about risks due to heavy metal contamination and involving the community in pollution control.

#### 6.5. Limitations and Future Research

The contributions presented herein are therefore limited in several ways: while snapshot sampling may not accurately capture the temporal variations of heavy metal dynamics; models assumed steady-state conditions, which may or may not represent real complexities. Future research should then be done in terms of long-term monitoring, emerging contaminants that play a significant role in the transport of heavy metals, and dynamic model development.

#### Conclusion

Transport and fate of heavy metals such as hexavalent chromium, arsenic, cadmium, and many others within the soil, surface water, and groundwater system represent a big environmental concern relevant to ecosystem health and human safety. In this review, we have traversed the various pathways these metals enter and move through the environment, mechanisms of accumulation into different ecosystem compartments, and long-term impacts on environmental quality and human well-being. Heavy metal pollution itself is complex and requires a multi-dimensional understanding that integrates knowledge with regards to environmental science, hydrological, chemical, and toxicological perspectives for comprehensive dealing with the problem.

Our review has indicated that heavy metals are persistent environmental pollutants, which implies that once they enter ecosystems, they can hardly be removed and more often move through the environment as a result of adsorption and desorption or leaching processes. Within the soil systems, such metals can bind either to organic matter or minerals and thereby are sequestered; yet, mobilization may occur upon modification of environmental conditions due to pH changes or presence of other pollutants. Surface waters, by virtue of their direct susceptibility, are influenced in terms of contaminations from industrial discharges, agricultural runoff, and urban waste. Groundwater, being less dynamic, may accumulate pollutants over time, exacerbating risks to drinking water supplies.

The effect of heavy metals on human health is deep and multifarious. Chronic exposure to metals like arsenic and cadmium has been linked to a variety of serious health conditions, including cancer, kidney damage, developmental issues, and neurological disorders. Children, pregnant women, and vulnerable populations are highly exposed because their physiological body may readily be susceptible to toxic pollutants. In spite of all these risks, the severity of heavy metal pollution is often underestimated in many areas, especially in developing countries, where monitoring and regulatory frameworks may be absent.

Effective remediation and mitigation strategies need to be employed to reduce the presence and dissemination of heavy metals in different contaminated environments. Various new remediation technologies are promising, such as phytoremediation, application of biochar, and soil washing; most of them need fine-tuning according to the environmental condition and specific pollutant. Among these, incorporation of green technologies in

remediation seems more promising because they are green, cost-effective, and with minimal ecological disruption. In addition, the bioengineering and bioremediation detoxification of heavy metals with the help of microorganisms and plants have a promising future. However, all these methods require further research for optimization, scaling up, and long-term effectiveness.

The most effective approach in the struggle against heavy metal pollution is not remediation, but prevention and early intervention. This would be obtained through strict regulation in industrial practices, better waste management strategies, and the popularization of sustainable agricultural practices that can reduce the reliance on toxic fertilizers and pesticides. Additionally, the need for the creation of public awareness regarding the risk of heavy metal contamination will go a long way in enforcing protective measures at community levels, involving water filtration systems and safe methods of food consumption.

One of the key findings from this review is the comprehensive, interdisciplinary approach required in heavy metal contamination management. Interactions of heavy metals with other contaminants, like microplastics, endocrine-disrupting chemicals, and even pathogens, make the environmental and health risks of such contaminants all the more complex. It is for this reason that collaborative research, bridging the gulf between environmental science, public health, and engineering, becomes so fundamental to developing strategies that are genuinely integrated in tackling sources and consequences of pollution. This will be in line with the improvement of predictive models in metal transport for various media and a better comprehension of the complex mechanisms laying the platform for the bioaccumulation of metals along food chains.

For the future, some of the listed priorities on research should be considered to help enhance our knowledge and management of heavy metal pollution: there is a pressing need for more advanced modeling to simulate dynamic movement in several environmental conditions. This will be further enhanced through data inclusion from remote-sensing technologies and real-time monitoring systems, thereby enabling better management and quicker responses against contamination events. Besides, further research on heavy metal transport by microplastics should be conducted in order to understand the full spectrum of their environmental impact, including possible risks for human health. Other areas of priority for future research are also in developing more efficient and durable techniques of remediation, including those applicable to large-scale ecosystems with multiple pollutants.

Last but not least, international cooperation remains crucial for addressing the global scale of heavy metal pollution. Because many water bodies and ecosystems are transboundary in nature, their effective management requires countries to jointly monitor, regulate, and remediate sources of pollution. Multilateral agreements and collaborative research initiatives may help ensure that knowledge, best practices, and technologies are exchanged in a manner that assures a global response to this pressing issue of heavy metal contamination.

Conclusively, considering that heavy metals contaminate the environment with huge challenges, there are significant opportunities for mitigation through scientific innovation, policy reform, and international cooperation. An integrated holistic approach of prevention, remediation, and continuous research holds the key to safeguarding the environment and public health against the adverse effects of heavy metals. It is clear that the choices made today will define the future of global environmental health and the sustainability of the ecosystems on which we depend.

**Table 5: Effect of pH on the Solubility and Mobility of Heavy Metals**

Heavy Metal	pH Range for Increased Mobility	Observed Effect at Lower pH Levels	Observed Effect at Higher pH Levels
-------------	---------------------------------	------------------------------------	-------------------------------------

Hexavalent Chromium	4-6	Increased solubility, higher mobility	Decreased solubility, lower mobility
Arsenic	5-7	Increased mobility in groundwater	Precipitates out at higher pH
Cadmium	4-5	Soluble and mobile in acidic conditions	Less mobile, forms insoluble compounds at higher pH
Lead	5-6	Increased mobility in acidic conditions	Forms insoluble complexes, less mobile at higher pH
Mercury	4-6	Higher solubility, more mobile	Less soluble and mobile at higher pH

## References

1. Bradl, H. B. (2005). Sources and origins of heavy metals. In *Interface science and technology* (Vol. 6, pp. 1-27). Elsevier.
2. Chanda, M., Bathi, J. R., Khan, E., Katyal, D., & Danquah, M. (2024). Microplastics in ecosystems: Critical review of occurrence, distribution, toxicity, fate, transport, and advances in experimental and computational studies in surface and subsurface water. *Journal of Environmental Management*, 370, 122492.
3. Debnath, A., Singh, P. K., & Sharma, Y. C. (2021). Metallic contamination of global river sediments and latest developments for their remediation. *Journal of Environmental Management*, 298, 113378.
4. Doyi, I., Essumang, D., Gbeddy, G., Dampare, S., Kumassah, E., & Saka, D. (2018). Spatial distribution, accumulation, and human health risk assessment of heavy metals in soil and groundwater of the Tano Basin, Ghana. *Ecotoxicology and Environmental Safety*, 165, 540-546.
5. Ferguson, C., Husman, A. M. D. R., Altavilla, N., Deere, D., & Ashbolt, N. (2003). Fate and transport of surface water pathogens in watersheds.
6. Folkesson, L., Bækken, T., Brenčič, M., Dawson, A., Françoise, D., Kuřimská, P., ... & Vojtěšek, M. (2009). Sources and fate of water contaminants in roads. *Water in road structures: Movement, drainage and effects*, 107-146.
7. Haroun, M., Idris, A., & Omar, S. S. (2007). A study of heavy metals and their fate in the composting of tannery sludge. *Waste Management*, 27(11), 1541-1550.
8. Hellweg, S., Fischer, U., Hofstetter, T. B., & Hungerbühler, K. (2005). Site-dependent fate assessment in LCA: transport of heavy metals in soil. *Journal of Cleaner Production*, 13(4), 341-361.
9. Hemond, H. F., & Fechner, E. J. (2022). *Chemical fate and transport in the environment*. Academic Press.
10. Herath, I., Vithanage, M., & Bundschuh, J. (2017). Antimony as a global dilemma: Geochemistry, mobility, fate, and transport. *Environmental Pollution*, 223, 545-559.
11. Lipczynska-Kochany, E. (2018). Effect of climate change on humic substances and associated impacts on the quality of surface water and groundwater: A review. *Science of the Total Environment*, 640, 1548-1565.
12. Maremane, S. R., Belle, G. N., Oberholster, P. J., & Omotola, E. O. (2025). Occurrence of selected COVID-19 drugs in surface water resources: A review of their sources, pathways, receptors, fate, ecotoxicity, and possible interactions with heavy metals in aquatic ecosystems. *Environmental Geochemistry and Health*, 47(1), 3.
13. Misra, V., & Pandey, S. D. (2005). Hazardous waste, impact on health and environment for development of better waste management strategies in future in India. *Environment International*, 31(3), 417-431.
14. Nordstrom, D. K. (2011). Hydrogeochemical processes governing the origin, transport, and fate of major and trace elements from mine wastes and mineralized rock to surface waters. *Applied Geochemistry*, 26(11), 1777-1791.

15. Nzediegwu, C., Prasher, S., Elsayed, E., Dhiman, J., Mawof, A., & Patel, R. (2019). Effect of biochar on heavy metal accumulation in potatoes from wastewater irrigation. *Journal of Environmental Management*, 232, 153-164.
16. Pastor, J., & Hernández, A. J. (2012). Heavy metals, salts, and organic residues in old solid urban waste landfills and surface waters in their discharge areas: Determinants for restoring their impact. *Journal of Environmental Management*, 95, S42-S49.
17. Piwowarska, D., Kiedrzyńska, E., & Jaszczyszyn, K. (2024). A global perspective on the nature and fate of heavy metals polluting water ecosystems, and their impact and remediation. *Critical Reviews in Environmental Science and Technology*, 1-23.
18. Qiao, P., Wang, S., Li, J., Zhao, Q., Wei, Y., Lei, M., ... & Zhang, Z. (2023). Process, influencing factors, and simulation of the lateral transport of heavy metals in surface runoff in a mining area driven by rainfall: A review. *Science of the Total Environment*, 857, 159119.
19. Rai, P. K., Lee, S. S., Zhang, M., Tsang, Y. F., & Kim, K. H. (2019). Heavy metals in food crops: Health risks, fate, mechanisms, and management. *Environment International*, 125, 365-385.
20. Selvam, S., Jesuraja, K., Venkatramanan, S., Roy, P. D., & Kumari, V. J. (2021). Hazardous microplastic characteristics and its role as a vector of heavy metal in groundwater and surface water of coastal South India. *Journal of Hazardous Materials*, 402, 123786.
21. Sherene, T. (2010). Mobility and transport of heavy metals in polluted soil environment. In *Biological Forum—An International Journal* (Vol. 2, No. 2, pp. 112-121).
22. Wijesekara, S. S. R. M. D. H. R., Mayakaduwa, S. S., Siriwardana, A. R., De Silva, N., Basnayake, B. F. A., Kawamoto, K., & Vithanage, M. (2014). Fate and transport of pollutants through a municipal solid waste landfill leachate in Sri Lanka. *Environmental Earth Sciences*, 72, 1707-1719.
23. Xiao, Y., Han, D., Currell, M., Song, X., & Zhang, Y. (2023). Review of Endocrine Disrupting Compounds (EDCs) in China's water environments: Implications for environmental fate, transport, and health risks. *Water Research*, 120645.
24. Zeng, J., Tabelin, C. B., Gao, W., Tang, L., Luo, X., Ke, W., ... & Xue, S. (2023). Heterogeneous distributions of heavy metals in the soil-groundwater system empower the knowledge of the pollution migration at a smelting site. *Chemical Engineering Journal*, 454, 140307.
25. Zhou, L., Meng, Y., Vaghefi, S. A., Marras, P. A., Sui, C., Lu, C., & Abbaspour, K. C. (2020). Uncertainty-based metal budget assessment at the watershed scale: Implications for environmental management practices. *Journal of Hydrology*, 584, 124699.